

**RESOLUTION 19-R-13** approving the budget of the Murfreesboro City Schools for the Fiscal Year 2019-2020, which budget includes the general purpose fund, the extended school program fund, the federal and state program funds, the cafeteria fund, and the debt service fund.

**WHEREAS**, the Murfreesboro City School Board presented a proposed budget to the City Council; and,

**WHEREAS**, the City Council conducted a public hearing on the budgets of the City and its departments and funds including the Murfreesboro City Schools; and,


**WHEREAS**, a synopsis of the final proposed budget is attached as Exhibit A.

**NOW, THEREFORE, BE IT RESOLVED BY THE CITY COUNCIL OF THE CITY OF MURFREESBORO, TENNESSEE, AS FOLLOWS:**


SECTION 1. The budget of the Murfreesboro City Schools for the Fiscal Year 2019-2020, including the general purpose fund, the federal and state program funds, the extended school program fund, and the cafeteria fund, as adopted by the Murfreesboro City School Board on May 28, 2019, and as modified to state the School Debt Service Fund amount estimated by staff, is hereby approved. A synopsis of that budget is attached as Exhibit A and incorporated herein as if copied verbatim. This approval shall be effective as of July 1, 2019; any Resolution or part of any Resolution which is in conflict with any provision in this Resolution is hereby repealed.

SECTION 2. This Resolution shall be effective immediately upon its passage and adoption, the public welfare and the welfare of the City requiring it.


Passed: June 12, 2019

  
Shane McFarland, Mayor

ATTEST:

  
Melissa B. Wright  
City Recorder

APPROVED AS TO FORM:

  
Adam F. Tucker  
City Attorney

Resolution 19-R-13  
EXHIBIT A

	Actual 2017-2018	Estimated 2018-2019	Proposed 2019-2020
<u>CITY SCHOOLS:</u>			
REVENUES			
Local Taxes	\$ 26,355,903	\$ 27,602,680	\$ 27,982,640
State of Tennessee	42,903,093	44,667,711	46,672,065
Federal Government	24,325	\$74,160	\$1,109,977
Other Sources	5,545,732	\$7,163,743	\$8,479,603
Total Revenue	<u>\$ 74,829,053</u>	<u>\$ 79,508,294</u>	<u>\$ 84,244,285</u>
EXPENDITURES			
Salaries	\$ 49,666,390	\$ 52,403,472	\$ 57,675,134
Other Costs	24,259,947	29,216,993	29,459,872
Total Expenditures	<u>\$ 73,926,337</u>	<u>\$ 81,620,465</u>	<u>\$ 87,135,006</u>
Beginning Fund Balance	\$ 4,793,854	\$ 5,696,570	\$ 3,584,399
Ending Fund Balance	\$ 5,696,570	\$ 3,584,399	\$ 693,678
Employee Positions	1,050	1,106	1,171
Employees - Part Time	134	107	115
<u>CITY SCHOOLS ESP:</u>			
REVENUES			
Other Sources	\$ 4,000,805	\$ 4,735,485	\$ 4,845,649
Total Revenue	<u>\$ 4,000,805</u>	<u>\$ 4,735,485</u>	<u>\$ 4,845,649</u>
EXPENDITURES			
Salaries	\$ 3,698,160	\$ 3,673,992	\$ 3,783,998
Other Costs	1,124,738	1,196,660	1,038,066
Total Expenditures	<u>\$ 4,822,898</u>	<u>\$ 4,870,652</u>	<u>\$ 4,822,064</u>
Beginning Fund Balance	\$ 1,373,047	\$ 550,954	\$ 415,787
Ending Fund Balance	\$ 550,954	\$ 415,787	\$ 439,372
Employee Positions	21	21	22
Employees - Part Time	328	294	314

	Actual 2017-18	Estimated 2018-19	Proposed 2019-20
<u>SCHOOL FEDERAL AND STATE PROGRAMS FUND:</u>			
REVENUES			
State of Tennessee	\$1,235,352	\$1,232,629	\$0
Federal Government	4,824,561	4,699,116	4,063,640
Total Revenue	<u>\$6,059,913</u>	<u>\$5,931,745</u>	<u>\$4,063,640</u>
EXPENDITURES			
Salaries	\$3,930,267	\$3,709,102	\$3,229,416
Other Costs	1,965,890	2,222,643	834,224
Total Expenditures	<u>\$5,896,157</u>	<u>\$5,931,745</u>	<u>\$4,063,640</u>
Beginning Fund Balance	\$1,706,947	\$1,870,703	\$1,870,703
Ending Fund Balance	\$1,870,703	\$1,870,703	\$1,870,703
Employee Positions	83	74	50
Employees - Part Time	1	1	1

SCHOOL CAFETERIA FUND:

REVENUES			
State of Tennessee	\$141,039	\$727,655	\$773,117
Federal Government	6,048,405	3,977,493	4,011,075
Other Sources	769,655	679,407	1,319,466
Total Revenue	<u>\$6,959,099</u>	<u>\$5,384,555</u>	<u>\$6,103,658</u>
EXPENDITURES			
Salaries	\$1,688,777	\$1,701,025	\$1,947,700
Other Costs	4,285,409	4,657,594	4,091,341
Total Expenditures	<u>\$5,974,186</u>	<u>\$6,358,619</u>	<u>\$6,039,041</u>
Beginning Fund Balance	\$1,298,310	\$2,283,223	\$1,309,159
Ending Fund Balance	\$2,283,223	\$1,309,159	\$1,373,776
Employee Positions	31	32	31
Employees - Part Time	61	61	67

SCHOOL DEBT SERVICE FUND:

REVENUES			
Transfers In	<u>\$6,367,787</u>	<u>\$6,573,571</u>	<u>\$6,830,278</u>
Total Revenues	<u>\$6,367,787</u>	<u>\$6,573,571</u>	<u>\$6,830,278</u>
EXPENDITURES			
Principal	\$5,351,780	\$5,455,945	\$5,229,851
Interest	1,016,007	1,117,626	1,600,427
Total Expenditures	<u>\$6,367,787</u>	<u>\$6,573,571</u>	<u>\$6,830,278</u>
Beginning Fund Balance	\$0	\$0	\$0
Ending Fund Balance	\$0	\$0	\$0